



7TH CONGRESSIONAL DISTRICT

Rep. Bob Gibbs

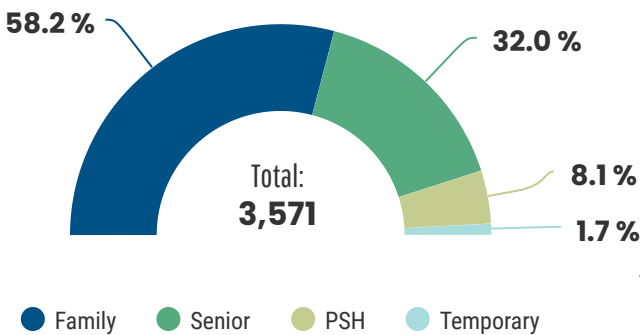
ABOUT OHFA

The Ohio Housing Finance Agency (OHFA) provides affordable housing opportunities for low-to moderate-income individuals, families, seniors and persons with disabilities. Two important federal resources make this work possible: Low Income Housing Tax Credits (Housing Credits) and tax-exempt private activity bonds (Housing Bonds). Through the allocation of Housing Credits, OHFA facilitates private capital investment to build and preserve affordable rental housing, and through the sale of Housing Bonds, the Agency supports its homeownership and rental housing programs. These resources and programs produce stronger, healthier Ohio communities and stimulate economic activity by supporting more than 5,700 jobs and contributing over \$870 million a year to the state's economy.



OHFA'S IMPACT IN THE 7TH DISTRICT

Rental Units Developed by Priority Need



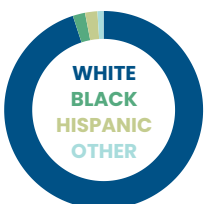
- 7,188** Homebuyers Assisted
- 1,780** Mortgage Holders Helped to Avoid Foreclosure
- 651** Blighted and Vacant Homes Demolished
- 3,571** Affordable Rental Units Built or Preserved
- 256** Jobs Supported
- \$29m** Income Generated
- \$10m** Tax Revenue Generated

Annual Economic Impact of OHFA's Multifamily Housing Development

OHFA HOMEBUYERS IN THE 7TH DISTRICT

Median Age	Median Income	Average Home Loan	Average FICO® Score
29	\$50,394	\$125,055	706

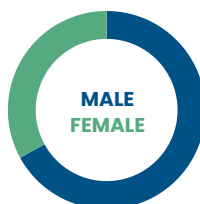
Race & Ethnicity Breakdown



Marital Status Breakdown



Gender Breakdown



HOUSING NEEDS IN OHIO'S 7TH DISTRICT

Veterans

4,776 veterans or 18% of veteran heads of household in the 7th spend more than 30% of income on housing.



Homeless Students

1,388 K–12 students or 13 per 1,000 enrolled at public schools in the 7th lack a permanent address or place to sleep at night.



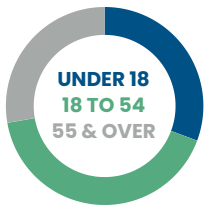
Eviction Filings

In 2019, 3,652 evictions were filed against renters in the 7th, putting 4.8% of rental households at risk of homelessness.

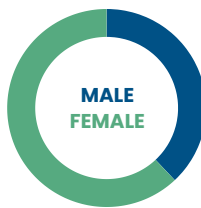


LOW-INCOME RENTERS IN THE 7TH DISTRICT

All Members of Household by Age



Heads of Household by Gender



Number of Low-Income Renters

67,650 All Household Members
36,131 Households

Average Age

36 All Members of Household
51 Head of Household

Income & Rent Limits

\$31,728 Max. Income
\$793 Max. Rent
60% AMI, Family of 2

Select Local Jobs

(and their average salaries)
Warehouse Movers (\$30K)
Medical Assistants (\$30K)
Janitors & Cleaners (\$28K)



Sources: OHFA internal data (as of June 30, 2020); 2018 State and District Fact Sheets, A Call To Invest in Our Neighborhoods (ACTION) Campaign; IPUMS USA, University of Minnesota; Income Limits, U.S. Department of Housing and Urban Development; Supreme Court of Ohio Case Management System; American Community Survey One- and Five-Year Estimates; Ohio Department of Education (public data request, based on 2019–2020 school year data); Real Estate Analytics Suite, CoreLogic; Occupational Employment Statistics Survey, Bureau of Labor Statistics

Notes: PSH = Permanent Supportive Housing. AMI = Area Median Income. An asterisk (*) indicates 0%. Percentages may not add up to 100% due to rounding. All estimates based on 2019 data unless stated otherwise. See our [website](#) for additional notes.



57 East Main Street
Columbus, OH 43215
614.466.7970 | www.ohiohome.org
Shawn Smith, Interim Executive Director
Guy Ford, Director of Legislative Affairs



National Council of State Housing Agencies
444 North Capitol Street, NW Suite 438
Washington, DC 20001
202.624.7710 | www.ncsha.org
Stockton Williams, Executive Director