

2021 Competitive Housing Tax Credit Award Summary

Highlights

36 projects

26 cities | 17 counties

24 in Urban areas | 12 in Non-Urban areas

28 New Affordability | 8 Preserved Affordability

15 in Moderate, High or Very High Opportunity Areas

18 in areas with Slight, Strong, or Strongest Growth

17 (47%) serving families

14 (39%) serving seniors

5 (14%) serving PSH population

Tax Credits requested: \$73.5M

HDAP requested: \$14.7M

HDL requested: \$97.75M

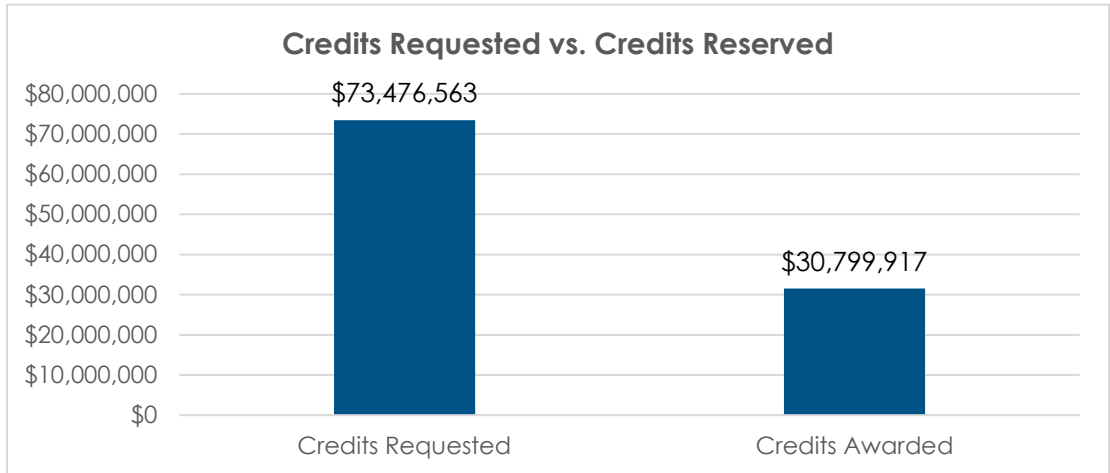

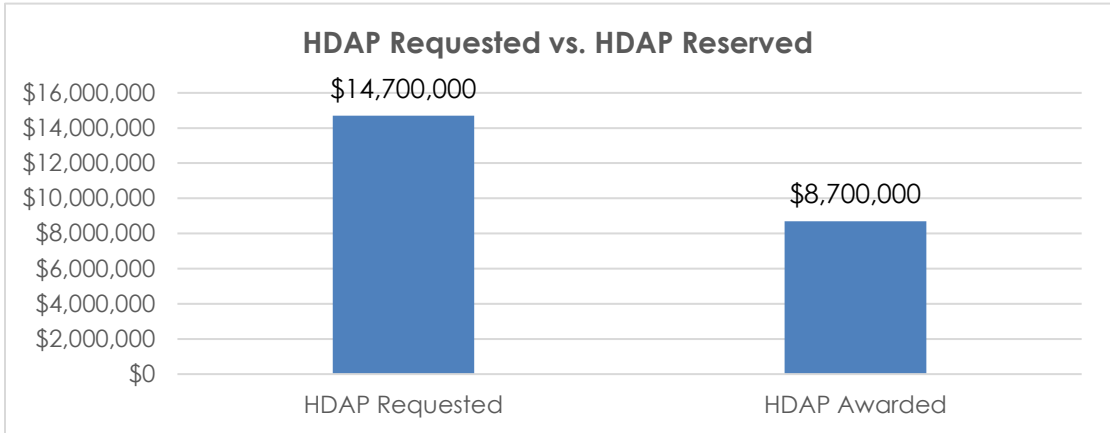
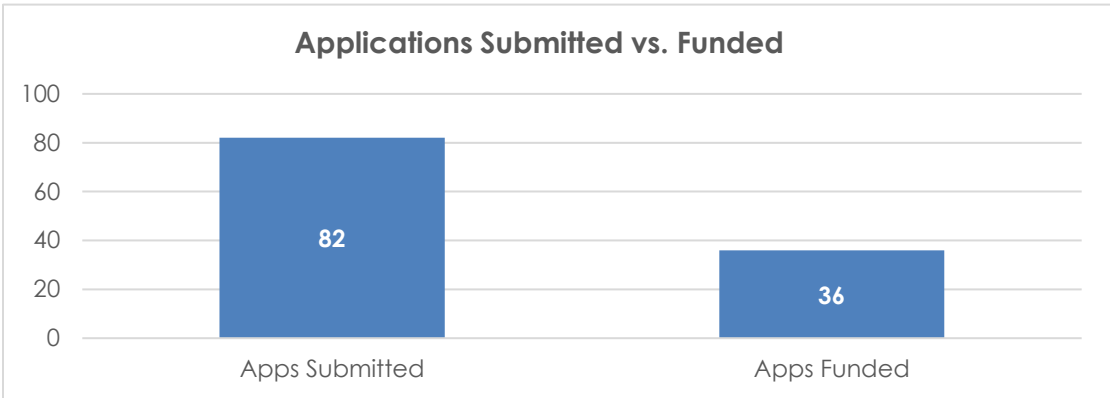


Tax Credits reserved: \$30.8M

HDAP reserved: \$8.7M

HDL reserved: \$46.25M

Resulting in **1,921** affordable units



Applications Funded by Pool

New Affordability: Urban Opportunity Housing

16 applications submitted; **5 funded**
Tax credits available = \$4,500,000
Tax credits requested = \$15,544,000
Tax credits reserved = \$4,800,000
(\$1,000,000 from SI)

New Affordability: General Occupancy Urban Housing

11 applications submitted; **4 funded**
Tax credits available = \$3,000,000
Tax credits requested = \$10,580,000
Tax credits reserved = \$3,840,000
(\$1,000,000 from SI)

New Affordability: Non-Urban Housing

10 applications submitted; **7 funded**
Tax credits available = \$6,000,000
Tax credits requested = \$8,288,968
Tax credits reserved = \$5,588,968

New Affordability: Senior Urban Housing

19 applications submitted; **6 funded**
Tax credits available = \$3,500,000
Tax credits requested = \$17,914,096
Tax credits reserved = \$6,000,000
(\$3,000,000 from SI)

Preserved Affordability: HUD Subsidy

10 applications submitted; **5 funded**
Tax credits available = \$3,500,000
Tax credits requested = \$7,855,499
Tax credits reserved = \$3,952,949
(\$1,000,000 from SI)

Preserved Affordability: USDA Subsidy

5 applications submitted; **3 funded**
Tax credits available = \$2,000,000
Tax credits requested = \$2,891,000
Tax credits reserved = \$1,694,000

Service Enriched Housing: PSH

8 applications submitted; **4 funded**
Tax credits available = \$4,250,000
Tax credits requested = \$7,550,000
Tax credits reserved = \$3,650,000

Service Enriched Housing: Substance Abuse Recovery

1 application submitted; **1 funded**
Tax credits available = \$1,000,000
Tax credits requested = \$1,000,000
Tax credits reserved = \$1,000,000

Single Family Development

2 applications submitted; **1 funded**
Tax credits available = \$1,000,000
Tax credits requested = \$1,853,000
Tax credits reserved = \$853,000

Applications Funded

Austin Commons, Montgomery County
CC1 Preservation, Franklin County
Cherrie Turner Apartments, Stark County
Chesterfield Terrace, Cuyahoga County
Chestnut Village, Ashtabula County
Cleveland Scholar House, Cuyahoga County
Cuyahoga TAY, Cuyahoga County
Darby Run, Montgomery County
Easton Place Homes, Franklin County
Harding Village Apartments, Marion County
Harriet's Hope, Franklin County
Hazelwood Court, Cuyahoga County
Karam Senior Living, Cuyahoga County
Kershaw Greene III, Athens County
Kershaw Greene IV, Athens County
Larchmere Homes, Cuyahoga County
Lincoln & Gilbert Family, Hamilton County
Marion Commons, Montgomery County
McArthur Gardens, Ross County
Mt. Vernon Plaza I-C, Franklin County
North Shore Village, Highland County

Park Village II, Richland County
Peebles Apartments, Hamilton County
Resolution Senior Apartments, Ashtabula County
Rittman Acres, Wayne County
Side Cut Lofts, Lucas County
Slater Hall, Hamilton County
The Barrister, Hamilton County
The Community Gardens II, Clark County
The Lofts at Kettering Town Center, Montgomery County
The Senior Village at Kettering Town Center, Montgomery County
Trotwood Senior Lofts, Montgomery County
Upper Sandusky Village, Wyandot County
Vandalia Village Apartments, Montgomery County
Village Green South Apartments, Perry County
Warren Commons, Lucas County
Westminster Court II, Clinton County