

2020 Competitive Housing Tax Credit Award Summary

The following is a brief overview of the 2020 Competitive Housing Tax Credit awards.

Highlights

37 projects

25 cities | 20 counties

23 in Urban areas | 14 in Non-Urban areas

29 New Affordability | 8 Preserved Affordability

17 in Moderate, High or Very High Opportunity Areas

19 in areas with Slight, Strong, or Strongest Growth

22 (59%) serving families

10 (27%) serving seniors

5 (14%) serving PSH population

Tax Credits requested: \$76.3M

HDAP requested: \$14.1M

HDL requested: \$106.6M



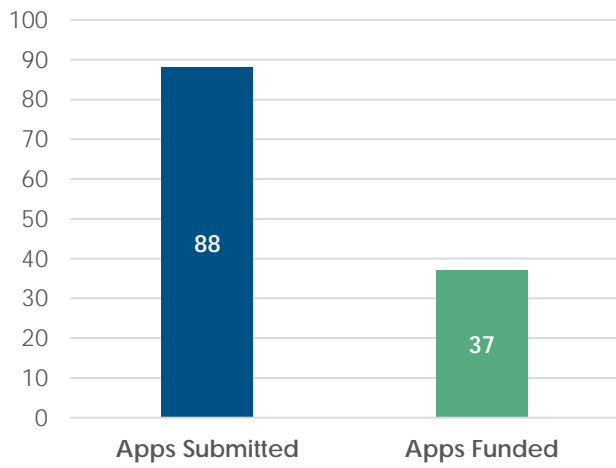
Tax Credits reserved: \$31.7M

HDAP reserved: \$6.7M

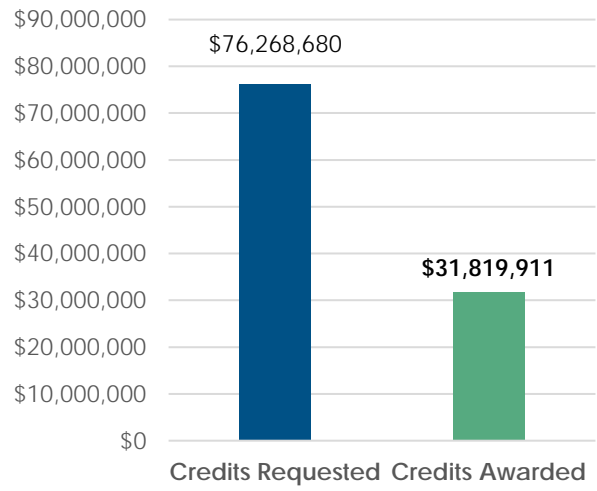
HDL reserved: \$48.1M

Resulting in **1,982** affordable units

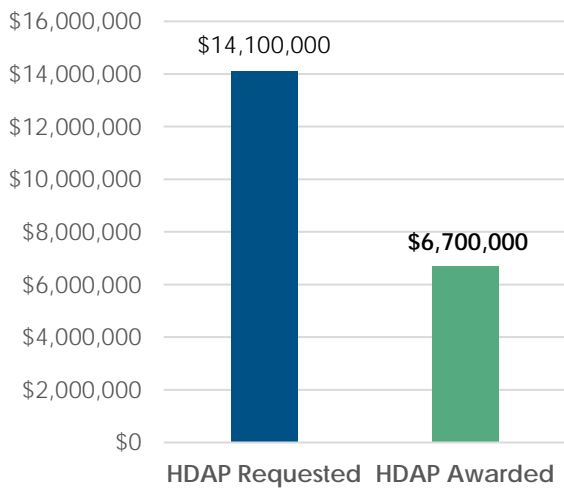
Applications: Submitted vs. Funded



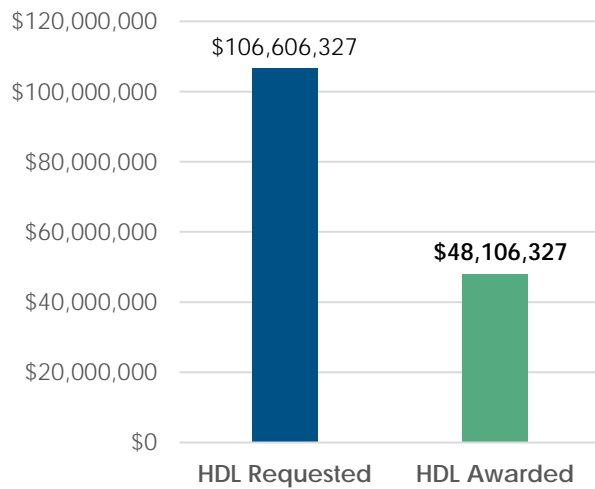
Credits: Requested vs. Awarded



HDAP: Requested vs. Awarded



HDL: Requested vs. Awarded



Applications Funded by Pool

New Affordability: Urban Opportunity Housing

10 applications submitted; **6 funded**
Tax credits available = \$4,500,000
Tax credits requested = \$9,009,093
Tax credits reserved = \$5,473,100
(\$1,000,000 from SI)

New Affordability: General Occupancy Urban Housing

10 applications submitted; **3 funded**
Tax credits available = \$3,000,000
Tax credits requested = \$9,381,933
Tax credits reserved = \$2,845,953

New Affordability: Non-Urban Housing

22 applications submitted; **8 funded**
Tax credits available = \$6,000,000
Tax credits requested = \$18,353,900
Tax credits reserved = \$7,107,495
(\$1,707,496 from SI)

New Affordability: Senior Urban Housing

17 applications submitted; **5 funded**
Tax credits available = \$3,500,000
Tax credits requested = \$15,807,723
Tax credits reserved = \$4,492,801
(\$1,000,000 from SI)

Preserved Affordability: HUD Subsidy

14 applications submitted; **4 funded**
Tax credits available = \$3,500,000
Tax credits requested = \$11,813,544
Tax credits reserved = \$3,626,999
(\$1,000,000 from SI)

Preserved Affordability: USDA Subsidy

5 applications submitted; **4 funded**
Tax credits available = \$2,000,000
Tax credits requested = \$3,273,952
Tax credits reserved = \$2,587,952
(\$636,000 from SI)

Service Enriched Housing: PSH

8 applications submitted; **5 funded**
Tax credits available = \$4,250,000
Tax credits requested = \$7,166,924
Tax credits reserved = \$4,224,000

Single Family Development

2 applications submitted; **2 funded**
Tax credits available = \$1,000,000
Tax credits requested = \$1,461,611
Tax credits reserved = \$1,461,611
(\$711,611 from SI)

Applications Funded

Apple Street Senior, Hamilton County
Applewood Apartments, Lawrence County
Bennett Point, Hamilton County
Blair Lofts Phase I, Hamilton County
Bretton Woods, Franklin County
Brook Ridge Apartments, Montgomery County
Buckeye Fields, Washington County
Churchill Gateway, Cuyahoga County
Detroit Shoreway Homes, Cuyahoga County
Fenner Village Apartments, Highland County
First Holzer Apartments, Gallia County
Hallmark Meridian Preservation, Montgomery County
Hempstead Landing, Montgomery County
Heritage Place Apartments, Jefferson County
HOPE Senior Village, Stark County
I PROMISE Housing, Summit County
Kershaw Greene, Athens County

LPH Thrives, Hamilton County
Maple Meadows, Franklin County
McKinley Park Apartments, Stark County
Meadowview Apartments, Columbiana County
Melrose Place, Hamilton County
New Frontier Homes, Summit County
Park Village Phase 1, Richland County
Pike Run Village, Allen County
Portsmouth Senior Lofts, Scioto County
Prairie Gardens, Clinton County
Resolution Family Apartments, Ashtabula County
Secor Senior Lofts, Lucas County
Shawnee Lofts, Allen County
Touchstone Field Place, Franklin County
Tyler Park, Athens County
Warner and Swasey, Cuyahoga County
Wayne Lofts, Hamilton County
Wolf Creek Homes, Montgomery County
Woodhill Homes Phase II, Cuyahoga County
YWCA Hamilton PSH, Butler County

***Questions regarding this overview may be directed to:
Kelan Craig, Director of Multifamily Housing
KCraig@ohiohome.org or 614-466-7587**